




# NEO WORKSTATION



# NEO WORKSTATION

Neo Workstation an intelligent system which integrates component assembly, soldering, vision inspection, machine assembly, and even more processes.

One programming supports multiple process calls. Users only need to import pictures to program the location of components on the PCB to help you achieve efficient assembly, soldering and even more optical inspection. WYSWYG, what you see what you get, is the software development concept. Engineer just need to click the component position shown in the image then coordinate is built immediately. Engineer then can define what to do in this certain location: assembly, soldering, or others. It is becoming easy to train the operator as with the integrated guiding system they always know what to do. Vision Inspection system can locate the problem quickly.

## Software

The software supports offline programming, including BOM uploading, image-based position programming and even the engineer can decide important information for operator to check during the operation process. The software also supports API communication function to ensures information interaction with your MES/ERP, etc.




## How the System Works

Neot Workstation is modular design and can be easily configured to meet your needs. Software based guiding system give you what to do and where to do, material feeders help you get the right component. Furthermore vision inspection, LED position guidance, soldering system, and screwing system, all these can be connected and even controlled!

By integrating smart workstation into selective soldering process users can manage more in DIP line.




## NEO WORKSTATION

-  Electronic work order
-  Ease of programming
-  Powerful connectivity

## Smart Assembly

The laser projector on the top of Smart Workstation will not only locate the component quickly but also offer comprehensive instruction on what to do. Image based instruction is easily understood by users! With material feeder user is sure to have right components/tools in the right time. With or without experience it does not matter now.



## Smart Soldering

Just connect your soldering iron system, and our system will automatically adjust the temperature



according to the temperature set (and locked) by the process engineer and the programmed position. In the meantime, real time temperature will be stored into database for traceability.



## Vision Inspection

After assembly or soldering, how do you ensure that all processes are fully implemented? With the built-in optical inspection system, the target can be achieved! The laser pointer again indicates the position set by the pre-programming, and the user only needs to observe the specific device and area!

<b>Product Name</b>	<b>Neo Workstation</b>
Model	Laserlite 5
PCB size	500x500mm
Projector type	Laser projector
Work mode	Inline/Offline
<b>Material Feeder</b>	
Quantity	Standard: 2 models, max: 8 models
Feeding time	<2 s
Component capacity	50 kinds/feeder
<b>Software</b>	
Offline programming	Yes
BOM upload	Yes
Image upload	Yes
Assembly guiding	Yes
Remote assistance	Yes
<b>Basic information</b>	
Monitor	19-inch LCD
IPC controller	Yes
Network	Cable/WIFI
Power supply	AC 220V
Power	200W
<b>Connectivity</b>	
Soldering system	Option
Vision Inspection	Option
Screwing system	Option
Pick to light	Option
Handheld barcode canner	Option

## About Us

Neotel Technology is a leading automation equipment suppliers from China ,we design ,manufacture ,market Smart Logistics solution and has a diversified presence across high-growth segments of the electronics market: Automotive Aerospace, Industrial, Consumer.

## Follow Us:

---

Head Office:

Building 18 No.1588 Lian Hang Rd. Minhang, Shanghai, 201112, China

Manufacturing Center:

No.48 Gui Jia Xiang Rd. SIP,Suzhou, JiangSu, 215024,China

---

Toll Free: 0086-400-0881622

[www.neotel-technology.com](http://www.neotel-technology.com)

[info@neotel.tech](mailto:info@neotel.tech)

You   



WeChat



## Distributor Info:

---